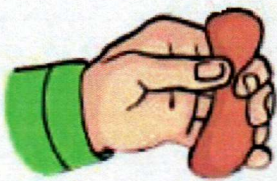



# Procesos de cambio en los materiales.

Algunos **materiales** pueden modificar su estado y otros no, dependiendo de algunas de sus características.

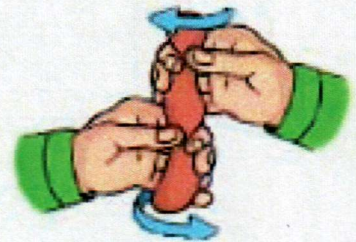
Aprende algunos de estos cambios:



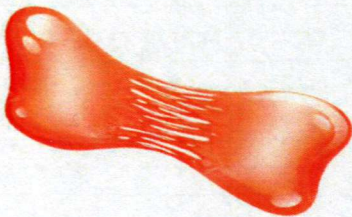
aplastar




doblar



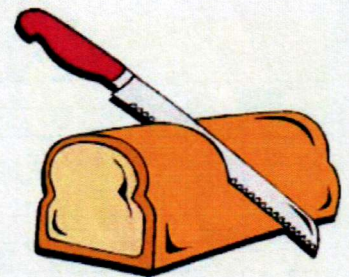
retorcer



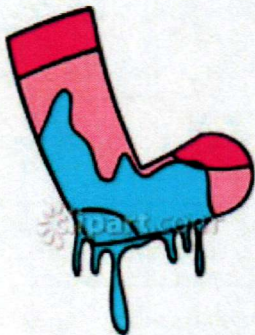
estirar




romper



cortar



mojar



botar




mezclar




# Procesos de cambio en los materiales.


Vamos a practicar la escritura de estas palabras:



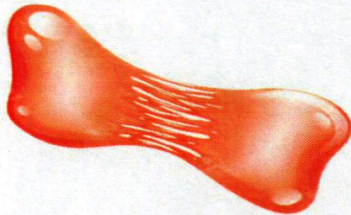
aplastar




doblar




retorcer



estirar



romper



cortar



mojar



botar




mezclar



# Procesos de cambio en los materiales.

Ahora intenta escribir tú solo las palabras (sin mirar):



---

---

---


---

---

---

---

---



---

---

---

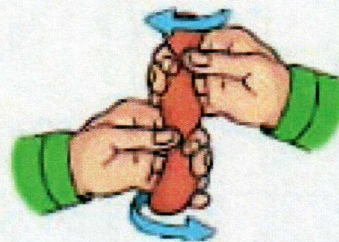
---

---

---

---

---



---

---

---

---

---

---

---

---



---

---

---


---

---

---

---

---



---

---

---

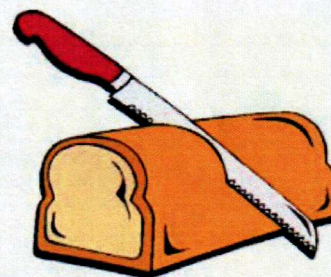
---

---

---

---

---



---

---

---

---

---

---

---

---



---

---

---

---

---

---

---

---



---

---

---

---

---

---

---

---



---

---

---

---

---

---

---

---



## Procesos de cambio en los materiales.

Elige algunos de estos materiales y describe que puedes hacer con ellos:

metal

lana

cristal

plástico

madera

cuero

algodón

cerámica

piedra

Por ejemplo:

No puedo aplastar una silla de metal.

Sí puedo romper una estatua de piedra.