

My spelling journal

Every week your spelling test will be on a Thursday. You will need to return your homework book on this day.

Remember, spelling is not only about getting it right for your test, try to find ways to remember these for your independent writing too.

There are 28 different ways to learn here. You are free to choose 4 different ways each week. You might have favourites, or just work your way through all the different ways.

Whichever way you decide to do it.... Have fun!

Rainbow writing

First write out each word in pencil. Then trace over each word three times with different-coloured pencils. Trace neatly and you will see a rainbow!

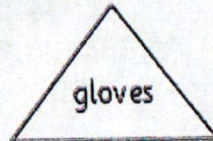

Trace around

Write each word using a pencil. Then trace around the outline with a coloured pencil or pen.



Spelling shapes

Draw a shape for each word and write the word inside.



Spelling flower

Draw a big flower on the page with lots of petals. Write your words on each petal.

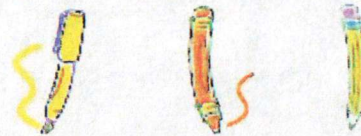


Squiggly words

Write out your words two times. Then write them again using squiggly letters!

Three times

Write out each word three times. In pen, in crayon and in pencil.



Newspaper words

Use an old newspaper. Find the letters that make up your words. Cut out the letters and glue them into your book.



Colourful words

Write each letter of your words using a different-coloured pencil.

which when

Draw and Label

Draw and label your spelling words. You **MUST** colour your drawings and labels.

Don't forget to add a lot of great detail! Do your very best work!

Blue Vowels!

Write each of your spelling words.

You will need a blue coloured pencil. Trace over the vowels in each word with your blue coloured pencil.

Vowels = a e i o u

ABC Order

First write your spelling words in a list. Then write them in ABC order.

For an extra bonus, write your words in reverse ABC order!

Bubble Letters

Write your spelling words in bubble letters. After you write your words in bubble letters, colour your words with a crayon or colored pencil.

Bubble Letters Rock!

Silly Sentences

Write silly sentences using a spelling word in each sentence. Please underline your spelling words! Write neatly!

Example: My dog wears a blue and purple dress when he takes a bath.

Back Writing

Use your finger to spell out each of your spelling words, one letter at a time, on your mom or dad's back.

Then it's YOUR turn to try to FEEL and spell!

Buzzing Bees

Draw and colour an outdoor picture. Count your spelling words. Draw a bee for each of your spelling words. Then write the words inside each of the "spelling" bees. Write neatly!

UPPER and Lower

Write your spelling words two times each.

First, write each word in UPPERCASE letters. Second, write each word in lowercase letters.

*Example- SLIDE slide

Across and Down

Write each of your spelling words across and then down (starting with the first letter).

*Examples- when four
h o
e u
n r

Pyramid Writing

"Pyramid write" your spelling words. You must write neatly!

*Example: home h
 ho
 hom
 home

Scrambled Words

Fold a piece of paper three times lengthwise (making three long rectangular columns). Write your words in the first column. Then write them again with the letters all mixed up (scrambled) in the second column. Put your words aside. Come back later to unscramble your words. Write the unscrambled words in the third column.

Connect the Dots

Write ten of your spelling words in dots.

Then connect the dots by tracing over them with a coloured pencil.

Word Search

Make a word search puzzle using your spelling words.

Use the Discovery School's online Puzzle Maker

<http://www.puzzlemaker.com>

Then find your words!

Consonant Circle

Write each of your spelling words.

Then go back and circle all of the consonants in your words!

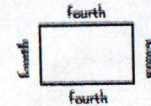
Don't forget to write neatly!

Good, Clean Words

Find a countertop or flat surface that can be cleaned easily. Spray a small amount of shaving cream and spread it out. Write your spelling words in the shaving cream and be sure to clean up afterwards!

Trace a Shape

Count your spelling words. Draw a shape for each word. Then trace each shape by writing your spelling words around them!



Air Write!

Write your spelling words in the air using your finger. Have a partner read your words as you write them OR have a partner air write and your job is to read the words.

Hidden Words

Draw and colour a picture. Hide your spelling words inside your picture.

Show your picture to someone and see if they can find your hidden words!

Choo-Choo Words

Write the entire list end-to-end as one long word (like a train). Use a different colored crayon for each word.

Ex.

hopmopestopdrop

Vowel Circle

Write each of your spelling words.

Then go back and circle all of the vowels in your spelling words!

Don't forget to write neatly!